

Interphone & Doorphone



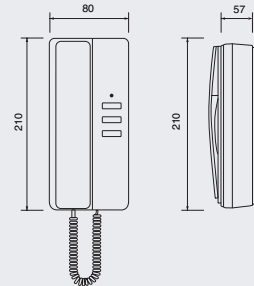
Multiple Doorphone
KDP-603

- Communication with door panel (DS-2D) & common gate panel (KDP-100, KDP-104, KDP-108 or KDP-112)
- Guard Master Phone (KIP-120) call & communication
- House no. setting -> DIP SW setting
- KDP-603 : powered from common power (additional adaptor is necessary per 10pcs for audio door phone system)
- Door release function during communication with common gate panel or door panel
- Common 5 wire type (Power, GND, Voice1, Voice2, Data) wiring

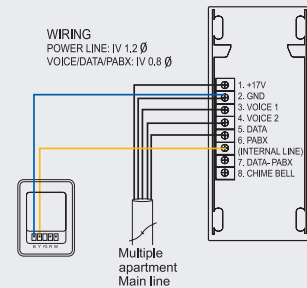
Specifications

- Power : DC 17V \pm 1V (power from common power supply)
- Power consumption : Stand by 1W, Max. 2W
- Wiring : 5wires (common wiring)
- Max. wiring distance : \varnothing 0.8 cable : 300m
- Mount type : Surface mount
- Assurance temperature : 0°C ~ +50°C
- Dimension (mm) : 92(W) x 210(H) x 57(D)

Dimension



Wiring Diagram



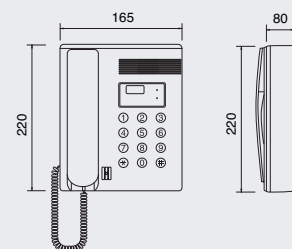

Guard Masterphone
KIP-120

- Call & Communication Function with Resident & Extended KIP-120 (Up to 10pcs in a system)
- Call cancel function (cancel button)
- Each Tenant LINE Check Function
- Communication with 10key type Common Gate Panel (KDP-100) (When it is Called from KLP-C100, KLP-100, KLP-P100 or KDP-100)
- Door Open

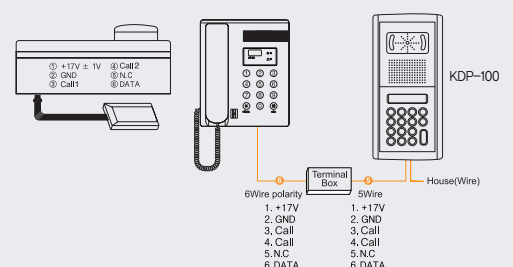
Specifications

- Power : DC 17V \pm 1V (power from common power supply)
- Power consumption : Stand by 2W, Max. 5W
- Wiring : 5wires (common wiring)
- Max. wiring distance : \varnothing 0.8 single cable : 300m
- Mount type : Surface mount
- Assurance temperature : 0°C ~ +50°C
- Dimension (mm) 165(W) x 220(H) x 80(D)

Dimension

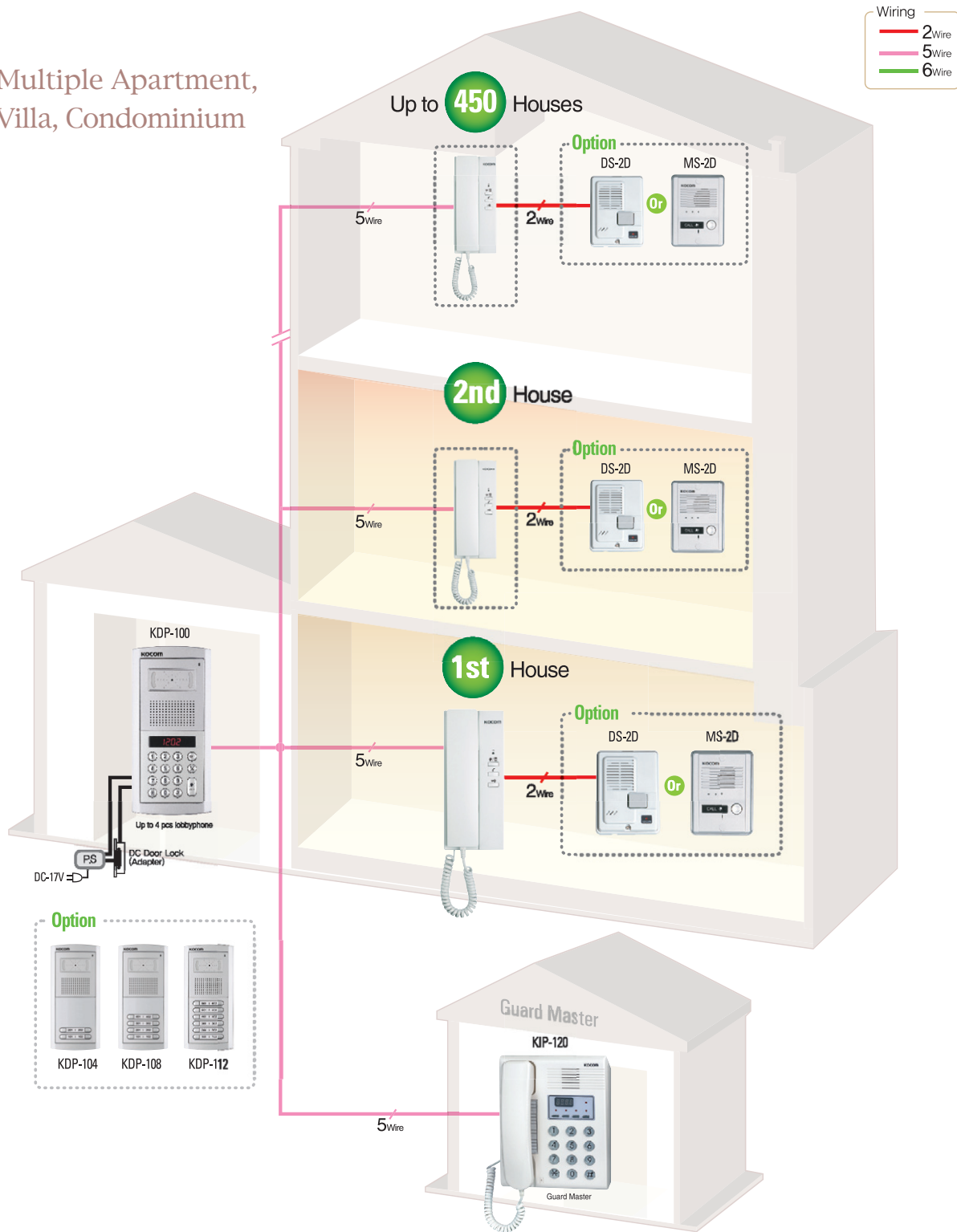


Wiring Diagram



System Diagram

Multiple Apartment,
Villa, Condominium



Lobbyphone Series



Option



Accessory

